



# Grove Design

## CE® Bollard Light


The Nightscaping® Grove design draws its inspiration from the elegant and beautiful Aspen tree which grows naturally in the mountains and gardens of the Western United States. Considered to be the largest living organism on Earth, a 160-acre grove of Aspens in Utah covers more than 106 acres of land and is all from one original tree. This tree variety is also commonly referred to as a “Quaking Aspen”, due to the characteristic nature of its leaves which appear to tremble in the wind.

4 x 4	→	17"	25"	37"		
Width		Height available per width				
6 x 6	→	13"	21"	32"	42"	80"
Width		Height available per width				


## MATERIAL

Nightscaping's® bollards are constructed from 11 gauge, square, solid steel tubing. The Cor-Ten Steel top is easily removable for service. This creates easy access to the luminaire's internal components.

## FINISHES




Rust



Hammered  
Bronze



Black



## MOUNTING OPTIONS

For the 2x2's, a 14", ABS injection molded, plastic stake with 1/2" NPS threaded female fitting is included with every luminaire. For the 4x4 and 6x6s, a stainless steel PVC mount is available. The Nightscaping® bollards can also be surface mounted using the Universal Mounting Plate (see website for details).

## WIRING

25ft 18AWG, UL Listed, copper wire that is protected by Black Polyvinyl Chloride (PVC).

## LAMP ADJUSTMENT

Each luminaire has an adjustment feature to not only adjust the distance of the light spread but also help to prevent light glare.

## OPTIMAL VOLTAGE

Recommended voltage range for 12V Nightscaping® LEDs is 11V - 15V components.

*Nightscaping®*  
SINCE 1999

RECOMMENDED LAMP  
2W, 4W  
or 7W  
LED module  
(2W INCLUDED)

STRUCTURAL LIFETIME  
★ ★ ★  
WARRANTY

