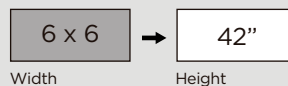




# Celtic design Address Bollard

## CE® Address bollard

Custom address light bollards are a stylish and functional addition to any property, enhancing both aesthetics and security. Nightscaping's address bollards feature illuminated house numbers, ensuring clear visibility of the address at night. They are customizable in terms of design patterns, finish, and lighting options, allowing homeowners to match them with their landscape and architectural style. Beyond their practical use, these bollards contribute to curb appeal. Nightscaping's energy-efficient LED modules are used to create ample light output, providing long-lasting illumination with minimal maintenance. Overall, the custom address bollards are a unique blend of elegance and utility, perfect for modernizing any home's exterior.



## MATERIAL

Nightscaping's® address bollards are constructed from 11 gauge, 6x6 square, solid steel tubing. The Cor-Ten Steel top is easily removable for service. This creates easy access to the luminaire's internal components.

## FINISHES




Weathered  
Steel



Hammered  
Bronze



Matte  
Black



Matte  
White



## MOUNTING OPTIONS

For the 6x6 Address Bollards, a stainless steel PVC mount is available. The Nightscaping® Address Bollards can also be surface mounted using the Universal Mounting Plate (see website for details).

## WIRING

25ft 18AWG, UL Listed, copper wire that is protected by Black Polyvinyl Chloride (PVC).

## LAMP ADJUSTMENT

Each luminaire has an adjustment feature to not only adjust the distance of the light spread but also help to prevent light glare. For use with Nightscaping's® 2W LED (included), 4W LED or 7W LED modules.

## OPTIMAL VOLTAGE

Recommended voltage range for 12V Nightscaping® LEDs is 11V - 15V components.

*Nightscaping®*  
SINCE 1999

RECOMMENDED LAMP  
**2W**  
LED module  
(INCLUDED)

**12V**  
11V-15V

STRUCTURAL LIFETIME  
★ ★ ★  
WARRANTY

DARK SKY FRIENDLY

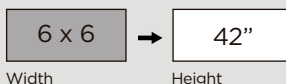




# Crosses design Address Bollard

## CE® Address bollard

Custom address light bollards are a stylish and functional addition to any property, enhancing both aesthetics and security. Nightscaping's address bollards feature illuminated house numbers, ensuring clear visibility of the address at night. They are customizable in terms of design patterns, finish, and lighting options, allowing homeowners to match them with their landscape and architectural style. Beyond their practical use, these bollards contribute to curb appeal. Nightscaping's energy-efficient LED modules are used to create ample light output, providing long-lasting illumination with minimal maintenance. Overall, the custom address bollards are a unique blend of elegance and utility, perfect for modernizing any home's exterior.



## MATERIAL

Nightscaping's® address bollards are constructed from 11 gauge, 6x6 square, solid steel tubing. The Cor-Ten Steel top is easily removable for service. This creates easy access to the luminaire's internal components.

## FINISHES




Weathered  
Steel



Hammered  
Bronze



Matte  
Black



Matte  
White



## MOUNTING OPTIONS

For the 6x6 Address Bollards, a stainless steel PVC mount is available. The Nightscaping® Address Bollards can also be surface mounted using the Universal Mounting Plate (see website for details).

## WIRING

25ft 18AWG, UL Listed, copper wire that is protected by Black Polyvinyl Chloride (PVC).

## LAMP ADJUSTMENT

Each luminaire has an adjustment feature to not only adjust the distance of the light spread but also help to prevent light glare. For use with Nightscaping's® 2W LED (included), 4W LED or 7W LED modules.

## OPTIMAL VOLTAGE

Recommended voltage range for 12V Nightscaping® LEDs is 11V - 15V components.

*Nightscaping®*  
SINCE 1959

RECOMMENDED LAMP  
**2W**  
LED module  
(INCLUDED)

**12V**  
11V-15V

STRUCTURAL LIFETIME  
★ ★ ★  
WARRANTY

DARK SKY FRIENDLY

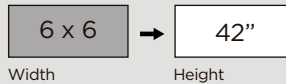




# Daylight design Address Bollard

## Address bollard

Custom address light bollards are a stylish and functional addition to any property, enhancing both aesthetics and security. Nightscaping's address bollards feature illuminated house numbers, ensuring clear visibility of the address at night. They are customizable in terms of design patterns, finish, and lighting options, allowing homeowners to match them with their landscape and architectural style. Beyond their practical use, these bollards contribute to curb appeal. Nightscaping's energy-efficient LED modules are used to create ample light output, providing long-lasting illumination with minimal maintenance. Overall, the custom address bollards are a unique blend of elegance and utility, perfect for modernizing any home's exterior.



## MATERIAL

Nightscaping's® address bollards are constructed from 11 gauge, 6x6 square, solid steel tubing. The Cor-Ten Steel top is easily removable for service. This creates easy access to the luminaire's internal components.

## FINISHES



Weathered  
Steel



Hammered  
Bronze



Matte  
Black



Matte  
White



## MOUNTING OPTIONS

For the 6x6 Address Bollards, a stainless steel PVC mount is available. The Nightscaping® Address Bollards can also be surface mounted using the Universal Mounting Plate (see website for details).

## WIRING

25ft 18AWG, UL Listed, copper wire that is protected by Black Polyvinyl Chloride (PVC).

## LAMP ADJUSTMENT

Each luminaire has an adjustment feature to not only adjust the distance of the light spread but also help to prevent light glare. For use with Nightscaping's® 2W LED (included), 4W LED or 7W LED modules.

## OPTIMAL VOLTAGE

Recommended voltage range for 12V Nightscaping® LEDs is 11V - 15V components.

*Nightscaping®*  
SINCE 1959

RECOMMENDED LAMP  
**2W**  
LED module  
(INCLUDED)

**12V**  
11V-15V

STRUCTURAL LIFETIME  
★ ★ ★  
WARRANTY

DARK SKY FRIENDLY

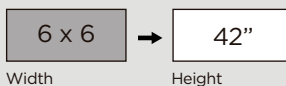




# Diamond design Address Bollard

## CE® Address bollard


Custom address light bollards are a stylish and functional addition to any property, enhancing both aesthetics and security. Nightscaping's address bollards feature illuminated house numbers, ensuring clear visibility of the address at night. They are customizable in terms of design patterns, finish, and lighting options, allowing homeowners to match them with their landscape and architectural style. Beyond their practical use, these bollards contribute to curb appeal. Nightscaping's energy-efficient LED modules are used to create ample light output, providing long-lasting illumination with minimal maintenance. Overall, the custom address bollards are a unique blend of elegance and utility, perfect for modernizing any home's exterior.



## MATERIAL

Nightscaping's® address bollards are constructed from 11 gauge, 6x6 square, solid steel tubing. The Cor-Ten Steel top is easily removable for service. This creates easy access to the luminaire's internal components.

## FINISHES



Weathered  
Steel



Hammered  
Bronze



Matte  
Black



Matte  
White



## MOUNTING OPTIONS

For the 6x6 Address Bollards, a stainless steel PVC mount is available. The Nightscaping® Address Bollards can also be surface mounted using the Universal Mounting Plate (see website for details).

## WIRING

25ft 18AWG, UL Listed, copper wire that is protected by Black Polyvinyl Chloride (PVC).

## LAMP ADJUSTMENT

Each luminaire has an adjustment feature to not only adjust the distance of the light spread but also help to prevent light glare. For use with Nightscaping's® 2W LED (included), 4W LED or 7W LED modules.

## OPTIMAL VOLTAGE

Recommended voltage range for 12V Nightscaping® LEDs is 11V - 15V components.

*Nightscaping®*  
SINCE 1959

RECOMMENDED LAMP  
**2W**  
LED module  
(INCLUDED)

**12V**  
11V-15V

STRUCTURAL LIFETIME  
★ ★ ★  
WARRANTY



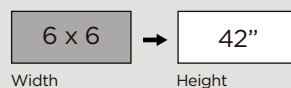




# Grove design Address Bollard

## CE® Address bollard

Custom address light bollards are a stylish and functional addition to any property, enhancing both aesthetics and security. Nightscaping's address bollards feature illuminated house numbers, ensuring clear visibility of the address at night. They are customizable in terms of design patterns, finish, and lighting options, allowing homeowners to match them with their landscape and architectural style. Beyond their practical use, these bollards contribute to curb appeal. Nightscaping's energy-efficient LED modules are used to create ample light output, providing long-lasting illumination with minimal maintenance. Overall, the custom address bollards are a unique blend of elegance and utility, perfect for modernizing any home's exterior.



Width

Height


## MATERIAL

Nightscaping's® address bollards are constructed from 11 gauge, 6x6 square, solid steel tubing. The Cor-Ten Steel top is easily removable for service. This creates easy access to the luminaire's internal components.

## FINISHES




Weathered  
Steel



Hammered  
Bronze



Matte  
Black



Matte  
White



## MOUNTING OPTIONS

For the 6x6 Address Bollards, a stainless steel PVC mount is available. The Nightscaping® Address Bollards can also be surface mounted using the Universal Mounting Plate (see website for details).

## WIRING

25ft 18AWG, UL Listed, copper wire that is protected by Black Polyvinyl Chloride (PVC).

## LAMP ADJUSTMENT

Each luminaire has an adjustment feature to not only adjust the distance of the light spread but also help to prevent light glare. For use with Nightscaping's® 2W LED (included), 4W LED or 7W LED modules.

## OPTIMAL VOLTAGE

Recommended voltage range for 12V Nightscaping® LEDs is 11V - 15V components.

*Nightscaping®*  
SINCE 1959

RECOMMENDED LAMP  
**2W**  
LED module  
(INCLUDED)

**12V**  
11V-15V

STRUCTURAL LIFETIME  
★ ★ ★  
WARRANTY

DARK SKY FRIENDLY

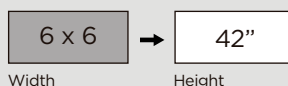




# Ivy design Address Bollard

## CE® Address bollard

Custom address light bollards are a stylish and functional addition to any property, enhancing both aesthetics and security. Nightscaping's address bollards feature illuminated house numbers, ensuring clear visibility of the address at night. They are customizable in terms of design patterns, finish, and lighting options, allowing homeowners to match them with their landscape and architectural style. Beyond their practical use, these bollards contribute to curb appeal. Nightscaping's energy-efficient LED modules are used to create ample light output, providing long-lasting illumination with minimal maintenance. Overall, the custom address bollards are a unique blend of elegance and utility, perfect for modernizing any home's exterior.



## MATERIAL

Nightscaping's® address bollards are constructed from 11 gauge, 6x6 square, solid steel tubing. The Cor-Ten Steel top is easily removable for service. This creates easy access to the luminaire's internal components.

## FINISHES



Weathered  
Steel



Hammered  
Bronze



Matte  
Black



Matte  
White



## MOUNTING OPTIONS

For the 6x6 Address Bollards, a stainless steel PVC mount is available. The Nightscaping® Address Bollards can also be surface mounted using the Universal Mounting Plate (see website for details).

## WIRING

25ft 18AWG, UL Listed, copper wire that is protected by Black Polyvinyl Chloride (PVC).

## LAMP ADJUSTMENT

Each luminaire has an adjustment feature to not only adjust the distance of the light spread but also help to prevent light glare. For use with Nightscaping's® 2W LED (included), 4W LED or 7W LED modules.

## OPTIMAL VOLTAGE

Recommended voltage range for 12V Nightscaping® LEDs is 11V - 15V components.

*Nightscaping*®  
SINCE 1959

RECOMMENDED LAMP  
**2W**  
LED module  
(INCLUDED)

**12V**  
11V-15V

STRUCTURAL LIFETIME  
★ ★ ★  
WARRANTY



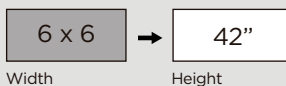




# Mission design Address Bollard

## CE® Address bollard

Custom address light bollards are a stylish and functional addition to any property, enhancing both aesthetics and security. Nightscaping's address bollards feature illuminated house numbers, ensuring clear visibility of the address at night. They are customizable in terms of design patterns, finish, and lighting options, allowing homeowners to match them with their landscape and architectural style. Beyond their practical use, these bollards contribute to curb appeal. Nightscaping's energy-efficient LED modules are used to create ample light output, providing long-lasting illumination with minimal maintenance. Overall, the custom address bollards are a unique blend of elegance and utility, perfect for modernizing any home's exterior.




## MATERIAL

Nightscaping's® address bollards are constructed from 11 gauge, 6x6 square, solid steel tubing. The Cor-Ten Steel top is easily removable for service. This creates easy access to the luminaire's internal components.

## FINISHES




Weathered  
Steel



Hammered  
Bronze



Matte  
Black



Matte  
White



## MOUNTING OPTIONS

For the 6x6 Address Bollards, a stainless steel PVC mount is available. The Nightscaping® Address Bollards can also be surface mounted using the Universal Mounting Plate (see website for details).

## WIRING

25ft 18AWG, UL Listed, copper wire that is protected by Black Polyvinyl Chloride (PVC).

## LAMP ADJUSTMENT

Each luminaire has an adjustment feature to not only adjust the distance of the light spread but also help to prevent light glare. For use with Nightscaping's® 2W LED (included), 4W LED or 7W LED modules.

## OPTIMAL VOLTAGE

Recommended voltage range for 12V Nightscaping® LEDs is 11V - 15V components.

*Nightscaping®*  
SINCE 1959

RECOMMENDED LAMP  
**2W**  
LED module  
(INCLUDED)

**12V**  
11V-15V

STRUCTURAL LIFETIME  
★ ★ ★  
WARRANTY

DARK SKY FRIENDLY

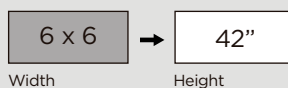




# Spiral design Address Bollard

## Address bollard

Custom address light bollards are a stylish and functional addition to any property, enhancing both aesthetics and security. Nightscaping's address bollards feature illuminated house numbers, ensuring clear visibility of the address at night. They are customizable in terms of design patterns, finish, and lighting options, allowing homeowners to match them with their landscape and architectural style. Beyond their practical use, these bollards contribute to curb appeal. Nightscaping's energy-efficient LED modules are used to create ample light output, providing long-lasting illumination with minimal maintenance. Overall, the custom address bollards are a unique blend of elegance and utility, perfect for modernizing any home's exterior.



## MATERIAL

Nightscaping's® address bollards are constructed from 11 gauge, 6x6 square, solid steel tubing. The Cor-Ten Steel top is easily removable for service. This creates easy access to the luminaire's internal components.


## FINISHES



Weathered  
Steel



Hammered  
Bronze



Matte  
Black



Matte  
White



## MOUNTING OPTIONS

For the 6x6 Address Bollards, a stainless steel PVC mount is available. The Nightscaping® Address Bollards can also be surface mounted using the Universal Mounting Plate (see website for details).

## WIRING

25ft 18AWG, UL Listed, copper wire that is protected by Black Polyvinyl Chloride (PVC).

## LAMP ADJUSTMENT

Each luminaire has an adjustment feature to not only adjust the distance of the light spread but also help to prevent light glare. For use with Nightscaping's® 2W LED (included), 4W LED or 7W LED modules.

## OPTIMAL VOLTAGE

Recommended voltage range for 12V Nightscaping® LEDs is 11V - 15V components.

*Nightscaping*®  
SINCE 1959

RECOMMENDED LAMP  
**2W**  
LED module  
(INCLUDED)

**12V**  
11V-15V

STRUCTURAL LIFETIME  
★ ★ ★  
WARRANTY

DARK SKY FRIENDLY





# St James design Address Bollard

## CE® Address bollard

Custom address light bollards are a stylish and functional addition to any property, enhancing both aesthetics and security. Nightscaping's address bollards feature illuminated house numbers, ensuring clear visibility of the address at night. They are customizable in terms of design patterns, finish, and lighting options, allowing homeowners to match them with their landscape and architectural style. Beyond their practical use, these bollards contribute to curb appeal. Nightscaping's energy-efficient LED modules are used to create ample light output, providing long-lasting illumination with minimal maintenance. Overall, the custom address bollards are a unique blend of elegance and utility, perfect for modernizing any home's exterior.



## MATERIAL

Nightscaping's® address bollards are constructed from 11 gauge, 6x6 square, solid steel tubing. The Cor-Ten Steel top is easily removable for service. This creates easy access to the luminaire's internal components.

## FINISHES



Weathered  
Steel



Hammered  
Bronze



Matte  
Black



Matte  
White



## MOUNTING OPTIONS

For the 6x6 Address Bollards, a stainless steel PVC mount is available. The Nightscaping® Address Bollards can also be surface mounted using the Universal Mounting Plate (see website for details).

## WIRING

25ft 18AWG, UL Listed, copper wire that is protected by Black Polyvinyl Chloride (PVC).

## LAMP ADJUSTMENT

Each luminaire has an adjustment feature to not only adjust the distance of the light spread but also help to prevent light glare. For use with Nightscaping's® 2W LED (included), 4W LED or 7W LED modules.

## OPTIMAL VOLTAGE

Recommended voltage range for 12V Nightscaping® LEDs is 11V - 15V components.

*Nightscaping*®  
SINCE 1999

RECOMMENDED LAMP  
**2W**  
LED module  
(INCLUDED)

**12V**  
11V-15V

STRUCTURAL LIFETIME  
★ ★ ★  
WARRANTY



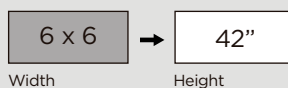




# Wright Geo design Address Bollard

## Address bollard

Custom address light bollards are a stylish and functional addition to any property, enhancing both aesthetics and security. Nightscaping's address bollards feature illuminated house numbers, ensuring clear visibility of the address at night. They are customizable in terms of design patterns, finish, and lighting options, allowing homeowners to match them with their landscape and architectural style. Beyond their practical use, these bollards contribute to curb appeal. Nightscaping's energy-efficient LED modules are used to create ample light output, providing long-lasting illumination with minimal maintenance. Overall, the custom address bollards are a unique blend of elegance and utility, perfect for modernizing any home's exterior.



## MATERIAL

Nightscaping's® address bollards are constructed from 11 gauge, 6x6 square, solid steel tubing. The Cor-Ten Steel top is easily removable for service. This creates easy access to the luminaire's internal components.

## FINISHES



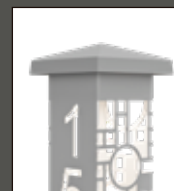
Weathered  
Steel



Hammered  
Bronze



Matte  
Black



Matte  
White



## MOUNTING OPTIONS

For the 6x6 Address Bollards, a stainless steel PVC mount is available. The Nightscaping® Address Bollards can also be surface mounted using the Universal Mounting Plate (see website for details).

## WIRING

25ft 18AWG, UL Listed, copper wire that is protected by Black Polyvinyl Chloride (PVC).

## LAMP ADJUSTMENT

Each luminaire has an adjustment feature to not only adjust the distance of the light spread but also help to prevent light glare. For use with Nightscaping's® 2W LED (included), 4W LED or 7W LED modules.

## OPTIMAL VOLTAGE

Recommended voltage range for 12V Nightscaping® LEDs is 11V - 15V components.

*Nightscaping®*  
SINCE 1959

RECOMMENDED LAMP  
**2W**  
LED module  
(INCLUDED)

**12V**  
11V-15V

STRUCTURAL LIFETIME  
★ ★ ★  
WARRANTY

DARK SKY FRIENDLY