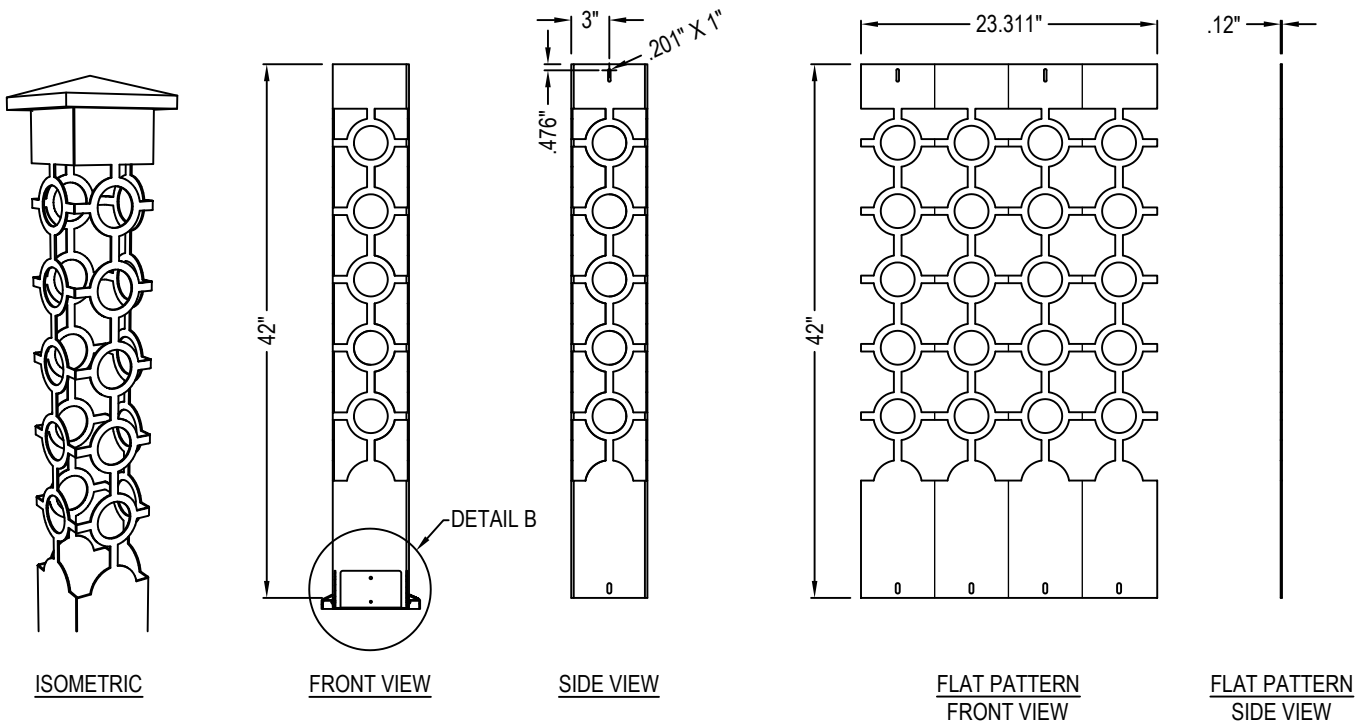
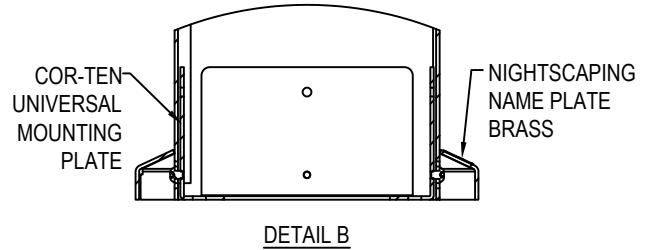
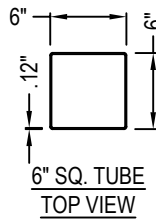


SELECT DESIRED COLOR:

- RUST WEATHERED STEEL
- DARK BRONZE POWDER COAT
- CUSTOM COLOR

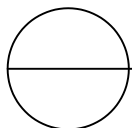
SELECT DESIRED HEIGHT:

- 13" 21" 32"
- 42" (SHOWN) 80"



NOTES:

1. INSTALLATION TO BE COMPLETED IN ACCORDANCE WITH MANUFACTURER'S SPECIFICATIONS.
2. DO NOT SCALE DRAWING.
3. THIS DRAWING IS INTENDED FOR USE BY ARCHITECTS, ENGINEERS, CONTRACTORS, CONSULTANTS AND DESIGN PROFESSIONALS FOR PLANNING PURPOSES ONLY. THIS DRAWING MAY NOT BE USED FOR CONSTRUCTION.
4. ALL INFORMATION CONTAINED HEREIN WAS CURRENT AT THE TIME OF DEVELOPMENT BUT MUST BE REVIEWED AND APPROVED BY THE PRODUCT MANUFACTURER TO BE CONSIDERED ACCURATE.
5. CONTRACTOR'S NOTE: FOR PRODUCT AND COMPANY INFORMATION VISIT www.CADdetails.com/info AND ENTER REFERENCE NUMBER 5274-016



ESTATE SERIES: CORTEN STEEL BOLLARDS

DECORATIVE STEEL BOLLARD PATHWAY LIGHT: 6 X 6 CELTIC CE® DESIGN